



Voltshield™ **FRIDGEGUARD**

Instruction manual



Important: This manual contains important safety instructions.
Keep this manual handy for reference.

Please read the following information before using this product:

This product should not be used on the output of any inverter/UPS/PowerBack systems unless they are of a pure sinewave type, otherwise irreparable damage to this product may result.

Guarantee

Sollatek (UK) Ltd guarantee that if within 2 years of purchase this appliance fails due to faulty workmanship or materials we will repair or replace it free of charge provided that:

- The appliance has been correctly installed and used within the electrical range as specified on the appliance nameplate.
- The appliance has been used in accordance with the operating instructions.
- There has been no attempt to open the unit for any reason whatsoever.
- The unit is returned to Sollatek or Sollatek agent in good condition.
- Sollatek shall not be liable under the terms of this guarantee for any material fault or damage as a result of failure of this appliance.
- This guarantee does not affect your statutory or Common Law rights.

Warranty

Sollatek's warranty covers the Sollatek unit only and not any other equipment connected to it. Sollatek will not accept any consequential loss or damage to any equipment connected to it directly or indirectly.

The warranty will only be honoured if the Sollatek item has been used properly and not been tampered with. The warranty is strictly on return to base at the expense of the owner. In certain circumstances, Sollatek may offer to return the repaired item back to the owner.

The warranty will be void if warranty Seal (where applicable) is broken or the unit has been opened or tampered with. The warranty obligation does not cover any additional charges the owner may incur as a result of the item needing repair or being sent back to an authorised service centre or a Sollatek workshop.

Caution: Opening a Sollatek product may impair its function and render it inoperable. Only experienced Sollatek technicians can service the unit.

Description

The FRIDGEGUARD (rated at 6Amps maximum) is designed to protect your appliances (Fridge, Freezer, Pump, Motor) against voltage fluctuations and especially low power, brown outs, frequent power cuts, and power back surges.

AVS™ function

The FRIDGEGUARD will disconnect the power to your appliance if the mains voltage drops below or above a pre-set limit. The FRIDGEGUARD will re-connect automatically only after the supply has returned to acceptable limits after a 3 minute wait time.

TimeSave™ function

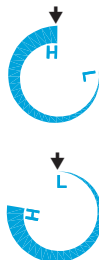
The TimeSave™ function will ensure the FRIDGEGUARD provides maximum operation time to your appliance by having built-in intelligence to check the off time. If the unit has been off for more than 3 minutes, it will reconnect the mains within 10 seconds rather than the standard 3 minutes.

iSense™ function

The iSense™ technology allows you to control how sensitive the FRIDGEGUARD is to voltage problems. Using the iSense™ dial you can set the desired level of protection.

(H) High setting ensures greater protection by narrowing the acceptable voltage limits. This is ideal for users with less erratic mains supply that require better protection, typically in main cities where the power supply is fairly stable.

(L) Low setting ensures more working time as it will tolerate wider acceptable voltage limits. This is ideal for users with more erratic mains supply that constantly switches off, providing wider window of acceptable voltage limits.



Please read carefully

1. Make sure that your load does not exceed the rating of the FRIDGEGUARD which is 6Amps. If this is exceeded, the FRIDGEGUARD may be damaged, and the warranty will be void.

2. Plug the FRIDGEGUARD into the mains and plug the appliance into the FRIDGEGUARD.

3. Do not connect more than one appliance to the FRIDGEGUARD.

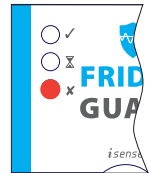
4. On first switching on the red LED ❶ will come on and there will be no output while the FRIDGEGUARD monitors the mains. If the mains level is acceptable the yellow LED ❷ comes on, indicating that the FRIDGEGUARD is in wait mode. At the end of the wait mode and if the supply is within the acceptable range, the green LED ❸ will come on and the load will be connected.

5. In normal operation, if the red LED comes on, indicating the incoming voltage is too low or too high, the FRIDGEGUARD will switch off the power to protect your appliance, starting the 3 minute time delay. When the voltage returns to acceptable limits, the yellow LED will come on. After the time delay is over, the green LED will come on and the power will be connected to your appliance.

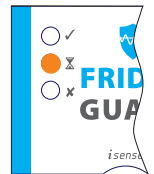
6. The FRIDGEGUARD is fused internally. The rating of the fuse is 6Amps. Changing of the fuse is only authorised at Sollatek service centres (see www.sollatek.com for full listing). If the unit is opened or tampered with by an unauthorised individual the warranty will be void.

7. It is recommended that the FRIDGEGUARD is kept plugged in and switched on, and the appliance is switched on and off as required.

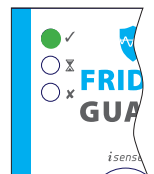
8. You can adjust the iSense™ dial to suit your desired protection level. Refer to the iSense™ function description opposite.



❶ Red LED = no output

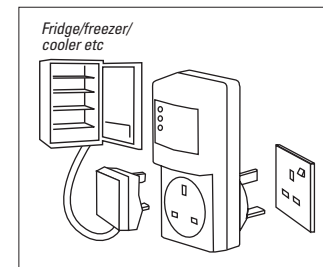


❷ Yellow LED = wait



❸ Green LED = full output

CONNECTION DIAGRAM



Safety

• All equipment designed and manufactured by Sollatek (UK) Ltd complies with the latest safety codes of practice. You should still follow all safety instructions and use caution when installing and operating electrical equipment.

• To avoid the risk of shock, DO NOT expose this equipment to rain, moisture or liquid spillage.

• Before attempting to use, ensure that the total loading of your equipment does not exceed the maximum rating of this unit.

• To check the rating of this unit, refer to the label on the back of the unit.

• Do not attempt to dismantle this unit, to do so will invalidate the warranty. There are no user serviceable parts inside.

Specifications

Nominal voltage	230V
Current rating	6Amps
Mains spike response time	<10ns
Mains spike discharge amps	6.5kA
Spike protection	160J
Wait time	3 minutes
TimeSave delay	10 seconds
iSense LVD* high sensitivity	190VAC
iSense LVD* low sensitivity	180VAC

* *Low Voltage Disconnect*



SOLLATEK (UK) LTD

UNIT 10 POYLE 14,
NEWLANDS DRIVE, POYLE,
SLOUGH SL3 0DX,
UNITED KINGDOM

Tel: International +44 1753 688300 National 01753 688300

Fax: International +44 1753 685306 National 01753 685306

E-mail: sales@sollatek.com

www.sollatek.com