



 **Voltright™**

## **SOLLATEK VOLTAGE STABILISERS (SVS)**

A range of stabilisers that protect all electronic equipment and stabilise fluctuating mains supply.

# SVS INTRODUCTION

## THE SVS HAS THE FOLLOWING ADVANCED FEATURES:

- The SVS boosts low voltage and reduces high voltage.
- Disconnects the load (fridge, TV, PC etc) using its built-in Automatic Voltage Switcher (AVS™), when mains stabilisation within acceptable limits is outside its capability.
- Automatically reconnects the load, but only after the mains has remained within acceptable limits for a period of time, varies depending on model (see TimeSave™ function on page 4).
- Has a very wide voltage response range of 145 V to 290 V (-26% to 18%). (see table of input and output voltage responses). Special models might have different input/output voltage range. Please refer to relevant section.
- Intelligent delay to reduce off-time when the appliance has been switched off for over three minutes (see TimeSave™ function on page 4).
- Uses a unique zero voltage switching technique to achieve clean pure stabilised power.
- Full spike protection.
- Frequency compensated measurements.
- Frequency and voltage measurement smoothing in software to filter noise.
- Fault detection - Senses if the measurements being made are unreasonable and disconnects output. Red and yellow LEDs flash alternately to indicate a fault.

## CONTENTS

Introduction	2
Single Phase Models	4
Special Voltage Models	5
SVS Use in Cold Chain	6
Three Phase Models	8
Specifications	10
Rear Panels	11

The Sollatek Voltage Stabiliser (SVS) has been designed to provide a clean, regulated AC power supply to all equipment in environments with unreliable, fluctuating mains supply.



Three phase model



Single phase model





## OPERATION

The SVS monitors the mains voltage continuously. If the voltage rises or drops, the SVS will stabilise the output to ensure the voltage reaching your equipment remains constant at 230 V ( $\pm 6\%$ ) or 115 V ( $\pm 6\%$ ) for US voltage systems, within the operating range of the unit. (See Input and Output Voltage Response on page 10).

## APPLICATIONS

The SVS is suitable for the following electrical and electronic appliances; fridges, air conditioners, freezers, coolers, TV/Hi-Fi, computers, medical refrigeration and telecom appliances.

## FEATURES

- State of the art microcontroller based technology
- Very wide input voltage range
- Excellent output voltage stability
- Surge and spike suppression
- Extremely fast response
- Over and under voltage with disconnect\*
- TimeSave™ function\*
- Available as single and three phase
- British design
- Two year worldwide warranty

\* Applicable to certain SVS models





# SINGLE PHASE MODELS - OPTIONS



## AVS™ FUNCTION

AVS™ function adds the following protection: The Sollatek SVS is unique in having a built-in AVS™ (Automatic Voltage Switcher). When the mains power supply fluctuates outside pre-set tolerances the power to your equipment is disconnected. The AVS™ monitors the voltage for a short period to ensure the power has stabilised before re-connecting. In addition, the start-up delay provides protection against power-back surges commonly experienced after resumption of power in a power cut situation.

Surge and spike protection is also incorporated to ensure protection against these events which are very common. They are generated by lightning and nearby switching off and on of other equipment such as vacuum cleaners, pumps, motors, television, elevators etc.



## TIMESAVE™ FUNCTION

The Sollatek SVS has a built-in microprocessor which incorporates the advanced feature called TimeSave™. TimeSave™ means that when the mains return to normal, the unit checks the duration of the OFF time. If the SVS has been off for more than the standard wait time, then it will reconnect the mains within 10 seconds. This means the Sollatek SVS will give you more vital working time than any other stabiliser.

The duration of the start-up delay period varies between 10 seconds and 10 minutes, depending on the model. For refrigeration and air-conditioning equipment a delay of 3-4 minutes is recommended. The 3-4 minute delay allows compressors to neutralise before re-starting.

## SINGLE PHASE SVS SELECTION (Other sizes available, refer to Sollatek for more details)

Model	Amps	VA@240 V	Socket	Rear Sockets	Weight kg	Cable length Metre	Dims mm	Case	Type	Wall mountable	AVS/ TimeSave	Time delay
SVS02-22	2	480	UK or EU	1	2.0	2.0	190 x 100 x 124	A	Plastic	No	Yes	Yes
SVS04-22	4	960	UK or EU	1	3.6	2.15	190 x 100 x 124	A	Plastic	No	Yes	Yes
SVS04-22E	4	960	EU & WS	2	7.2	1.5	162 x 132 x 275	B	Plastic	No	Yes	Yes
SVS04-22E5	4	960	WS	1	7.2	1.5	162 x 132 x 275	B	Plastic	No	Yes	Yes
SVS08-22	8	1920	UK or EU	1	7.2	1.0	162 x 132 x 275	B	Plastic	No	Yes	Yes
SVS12b-22	12.5	3000	UK	1	9.0	1.5	162 x 132 x 275	B	Plastic	No	Yes	Yes
SVS15-22	15	3600	EU or UK15	1	9.0	1.5	162 x 132 x 275	B	Plastic	No	Yes	Yes
SVS16-22	16	3840	EU	1	9.0	1.0	162 x 132 x 275	B	Plastic	No	Yes	Yes
SVS20-22	20	4800	Cable	-	15.0	1.3	162 x 132 x 275	B	Plastic	No	Yes	Yes
SVS20-22	20	4800	Terminal	-	15.0	-	162 x 132 x 275	B	Plastic	No	Yes	Yes
SVS20-22WM	20	4800	Terminal	-	20.0	-	300 x 200 x 280	C	Metal	Yes	Yes	Yes
SVS20-22E	20	4800	Direct wiring	-	30.0	-	340 x 320 x 380	E	Metal	Yes	Yes	Yes
SVS35-22WM	35	8400	Terminal	-	29.0	-	330 x 330 x 440	D	Metal	Yes	Yes	Yes
SVS45-22E	45	9600	Direct wiring	-	59.0	-	390 x 405 x 330	F	Metal	Yes	Yes	Yes
SVS50-22WM	50	12000	Direct wiring	-	32.0	-	330 x 330 x 440	D	Metal	Yes	Yes	Yes
SVS75-22WM	75	18000	Direct wiring	-	45.0	-	330 x 330 x 440	D	Metal	Yes	Yes	Yes
Model	Amps	VA@115V	Socket	Rear Sockets	Weight kg	Cable length Metre	Dims mm	Case	Type	Wall mountable	AVS/ Timesave	Time delay
SVS08-11	8	920	US & WS	2	4.3	1.0	162 X 132 X 275	B	Plastic	No	Yes	Yes
SVS15-11	15	1725	US	1	5.0	1.0	162 x 132 x 275	B	Plastic	No	Yes	Yes
SVS20-11	20	2300	US	1	7.0	1.50	162 x 132 x 275	B	Plastic	No	Yes	Yes

Other socket / plug types not listed are available upon request, contact Sollatek.



### Case type A

Dims (unpacked):  
190 x 100 x 124 mm  
Dims (packed):  
240 x 178 x 150 mm



### Case type B

Dims (unpacked):  
162 x 132 x 275 mm  
Dims (packed):  
270 x 387 x 160 mm



Wall mountable

**Case type C**  
Dims (unpacked):  
300 x 200 x 280 mm

**Case type D**  
Dims (unpacked):  
330 x 330 x 440 mm

### Case type E

Dims (unpacked):  
340 x 320 x 380 mm

### Case type F

Dims (unpacked):  
390 x 405 x 330 mm



## SPECIAL VOLTAGE

The following models of SVS provide dual voltage (input and output) for countries where 110 V & 220 V are used.

Model	Input Voltages	Output Voltages	Output Power		Socket	Weight kg	Dims mm	Case	Type	AVS
			@220 V	@110 V						
SVS02-29	220	110 and 220	230 VA	230 VA	UK US	3.0	240 x 178 x 150	A	Plastic	No
or	220	110 and 220	650 VA	0 VA	UK US	3.0	240 x 178 x 150	A	Plastic	No
or	220	110 and 220	0 VA	300 VA	UK US	3.0	240 x 178 x 150	A	Plastic	No
SVS04-29	220	110 and 220	500 VA	500 VA	Sch US	5.0	270 x 387 x 160	B	Plastic	No
or			1000 VA	0V A	Sch US	5.0	270 x 387 x 160	B	Plastic	No
or			0 VA	450 VA	Sch US	5.0	270 x 387 x 160	B	Plastic	No
SVS08-29	220	110 and 220	1000 VA	1000 VA	Sch US	9.0	270 x 387 x 160	B	Plastic	No
or			2000 VA	0 VA	Sch US	9.0	270 x 387 x 160	B	Plastic	No
SVS1000-28	110/220	110 and 220	@220 V	@110 V	US / EU	5.0	270 x 387 x 160	B	Plastic	No
or	Input Voltage 220 V		1000 VA	0 VA						
or	Input Voltage 220 V		0 VA	400 VA						
or	Input Voltage 115 V		Max total 400 VA							
SVS1000-27 Dual I/O	127/220	127 and 220	@220 V	@110 V	US / EU	4.0	270 x 387 x 160	B	Plastic	No
or	Input Voltage 220 V		1000 VA	0 VA						
or	Input Voltage 220 V		0 VA	400 VA						
or	Input Voltage 127 V		max total 400 VA							
SVS2000-28 Dual I/O	110/220	110 and 220	@220 V	@110 V	US / EU	9.0	270 x 387 x 160	B	Plastic	No
or	Input Voltage 220 V		2000 VA	0 VA						
or	Input Voltage 220 V		0 VA	800 VA						
or	Input Voltage 115 V		Max total 800 VA							
SVS2000-27 Dual I/O	127/220	127 and 220	@220 V	@110 V	US / EU	9.0	270 x 387 x 160	B	Plastic	No
or	Input Voltage 220 V		2000 VA	0 VA						
or	Input Voltage 220 V		0 VA	800 VA						
or	Input Voltage 127 V		Max total 800 VA							

Please note the above models may be subject to minimum order quantities



## SPECIAL APPLICATIONS

SVS45-22: use in IT and computer applications

The SVS45-22 is a fully electronic voltage stabiliser, capable of regulating incoming supply voltage with a variation of 230 V nominal  $\pm 20\%$  to a stable output voltage of nominal  $\pm 3\%$ . The unit is capable of supplying 45 Amps RMS at an ambient of 45°C. Efficiency is in excess of 96%. The SVS is suitable for all types of load, particularly IT and computer loads.

## FUNCTIONAL DESCRIPTION

The SVS45 is based around a multi-tapped autotransformer using hybrid control (Relay + Triacs). The incoming supply is fed into the transformer at one of three possible input taps. The output is then taken from the transformer at one of four possible output taps. The combination of these seven input and output taps gives eight useable configurations, allowing precise voltage control. Taps are selected by the microcontroller (MCU) using solid-state switches (Triacs).

This model has a narrower input range ( $\pm 20\%$ ) compared to the standard range and a finer output correction ( $\pm 3\%$ ) making it more suitable for professional IT equipment.

Furthermore, it has a full LCD digital meter displaying input/output voltages (selectable).

Parameter 230 V	
Amps	45
kVA @ 230 V	10.4
REGULATION RANGE	
Input	230 V $\pm 20\%$ (184-276 V)
Output	230 V $\pm 3\%$
Frequency	45-75 Hz
SPIKE PROTECTION	
800J, 6500 Amps (8/20 $\mu$ s). Response time <10 ns	
OUTPUT CURRENT	
45 A RMS @ 45°C	
DISPLAY	
Digital display of input voltage and output voltage	
TECHNOLOGY	
Zero Voltage Switching	Transformer tap switching takes place at zero point in voltage waveform
Response time	Within 0.1 second
PERFORMANCE	
Thermal endurance	Continuously rated at full load at full boost (full boost represents worst case)
Over-voltage endurance	Runs continuously without damage at 300 V input
EFFICIENCY	
>96%	
GROSS WEIGHT	
35 kg	
DIMENSIONS	
480 X 480 X 380 mm	
CASE TYPE	
D	

Please note the above model may be subject to minimum order quantities



# SVS USE IN COLD CHAINS

## VOLTAGE REGULATORS FOR COLD CHAINS

The purpose of the vaccine “cold chain” is to maintain product quality from the time of manufacture until the point of administration by ensuring that vaccines are stored and transported within WHO-recommended temperature ranges.

Vaccine, blood and medical refrigerators are highly sensitive equipment that store critical contents, both expensive and life saving. Ensuring the well-being of the equipment with a healthy power supply is key to the safe operation and maintenance of accurate temperatures of the cabinets at all times.

## WHEN TO USE A SOLLATEK VOLTAGE STABILISER (SVS)

The Sollatek SVS range is PQS compliant (WHO performance, quality and safety) and is strongly recommended in the following situations:

- A new vaccine cold room is being installed and experience in the area indicates that a problem already exists with the electricity supply at the site.
- It is likely that frequent damage to an existing vaccine cold room's motors, compressors, relays and other electrical equipment has been caused by an unstable supply of electricity.
- The area surrounding the vaccine cold room is under development and it is possible that the electricity supply will not develop at the same pace, resulting in an unstable, unreliable or fluctuating electricity supply. In such circumstances, first confirm whether the voltage supply is in fact unstable; measure the electricity supply at the site of the cold room at frequent intervals over a period of several days - for example, every hour from 6am to 12pm for a week. If the measurements show a fluctuation of more than  $\pm 7\%$  from the standard voltage at any time, it is strongly recommended that a SVS be installed.

Sollatek manufactures a range of SVSs which fully complies with WHO specification E7 for voltage regulators in cold chains.



### THE BASIC REQUIREMENTS ARE:

Voltage/frequency:

Nominal 230 V 50 Hz

Capacity rating:

Minimum 500 VA continuous running.

Under full rated load conditions, 10 successful starts out of 10

Operating voltage ranges:

Input: For 165 to 280 V input

Output: 230 V  $\pm 10\%$

Protection voltage range:

Input: 0 to 300 V without damage

Output: Shall switch to 0 V at input 145 V and 295 V respectively

### DELAY IN RESTORING SUPPLY:

When under or over-voltage cut-out has occurred and the input voltage has returned to the operating range, the delay in restoring output voltage shall be between 3 to 6 minutes.

### ENDURANCE:

Shall continue to operate satisfactorily under full load conditions during 96 hours at  $+43^{\circ}\text{C}$  and 95% relative humidity when the input voltage is varied between the limits of the operating input voltage range at a frequency of 10 cycles per minute (electricity supply is 50 Hz).

### OTHER FEATURES:

- Input lead 2 metres long, 3 core PVC insulated electrical cable with plug and where appropriate has an earth connection.
- Earthed output socket shall have a plug fitted.





## SVS04-22E EXTENDED RANGE

The Sollatek SVS04-22E has a modern state of the art 7 segment LCD display to indicate accurately the state of the input and output at all times. The "E" signifies that it is suitable for extended range of voltage. It can operate to as low as 100 V (for a 230 V supply) and still provide workable, safe voltage for the cold chain equipment. The SVS04-22E should be used where power fluctuations are severe and expected to drop down to very low levels.

SVS04-22E Input and Output voltage response

230 V	
INPUT	105 110 115 120 125 130 135 140 145 150 155 160 165 170 175 180 185 190 195 200 205 210 215 220 225 230 235 240 245 250 255 260 265 270 275 280 285 290
OUTPUT	OFF 200/ OFF 209 218 227 236 210 217 225 233 249/ 211 218 225 232 238 209 215 221 227 233 239 243/ 210 215 220 225 230 235 240 245/ 209 214 218 222 226 231 235 239 243 OFF



## SVS04-22E5 EXTENDED RANGE TOV 500V

The Sollatek SVS04-22E5 is capable of withstanding 500 V continuously and has a modern state of the art 7 segment LCD display to indicate accurately the state of the input and output at all times. The SVS04-22E5 is suitable for all electrical and electronic appliances, including fridges/freezers, vaccine fridges/freezers, medical and laboratory equipment.

SVS04-22E5 Input and Output voltage response

230 V	
INPUT	0-105 110 115 120 125 130 135 140 145 150 155 160 165 170 175 180 185 190 195 200 205 210 215 220 225 230 235 240 245 250 255 260 265 270 275 280 285 290
OUTPUT	OFF 200/ OFF 209 218 227 236 210 217 225 233 249/ 211 218 225 232 238 209 215 221 227 233 239 243/ 210 215 220 225 230 235 240 245/ 209 214 218 222 226 231 235 239 243 OFF



## SVS20-22E & SVS45-22E EXTENDED RANGE

The Sollatek SVS20-22E & SVS45-22E are 5 kVA and 10 kVA stabilisers, suitable for cold rooms and large single phase refrigeration equipment. The "E" signifies that it is suitable for extended range of voltage. It can operate to as low as 100 V (for a 230 V supply) and still provide workable, safe voltage for the cold chain equipment. The "E" models should be used where power fluctuations are severe and expected to drop down to very low levels.

SVS20-22E & SVS45-22E Input and Output voltage response

230 V	
INPUT	0-105 110 115 120 125 130 135 140 145 150 155 160 165 170 175 180 185 190 195 200 205 210 215 220 225 230 235 240 245 250 255 260 265 270 275 280 285 290 295 300 305 306
OUTPUT	OFF 206 216 225 235 223 232 220 228 236 220 230 237 224 230 237 222 228 234 220 225 231 236 220 225 230 235 219 224 228 233 238 221 226 230 234 238 240 246 250 255 OFF



## SVS08-11 & SVS20-11 115 V RANGE

The Sollatek SVS08-11 & SVS20-11 are 1 kVA and 2.3 kVA stabilisers suitable for all electrical and electronic appliances.

The SVS08-11 has a 3-digit LED display for precise real-time input/output voltage readings and the SVS20-11 has a 7-LED display, providing precise and real-time insights into the input status, and 5 LEDs accurately depicting the output voltage supplied to your load.

SVS08-11 Input and Output voltage response

115 V	
INPUT	0-79 80 85 90 95 100 105 110 115 120 125 130 135 140 145 150 155 159 160
OUTPUT	OFF 108 115 122 128 112 118 110 115 120 125 108 112 116 120 125 129 132 OFF

SVS20-11 Input and Output voltage response

115 V	
0-75 76 80 85 90 95 100 105 110 115 120 125 130 135 140 143 144	
OFF 96 101 107 114 120 112 118 110 115 120 111 116 120 125 127 OFF	



# SVS – THREE PHASE MODELS



The three phase SVS is made up from three identical single phase regulator units. Each of these monitors its own output voltage and adjusts for variations in mains supply voltage so as to maintain an output voltage within close limits.

The standard Sollatek three phase SVSs boast the input voltage range of -26% to +18% (and +/-6% output), making it ideal for all applications where the voltage supply is erratic. Also, when compared to equivalent stabilisers of the same input range, the Sollatek SVS range is one of the most competitively priced units available. The SVS3x45 has an input range of +/-20% but a more accurate output of +/-3% making it ideal for all electrical and electronic loads like IT equipment.

The following functions are available on the SVS:

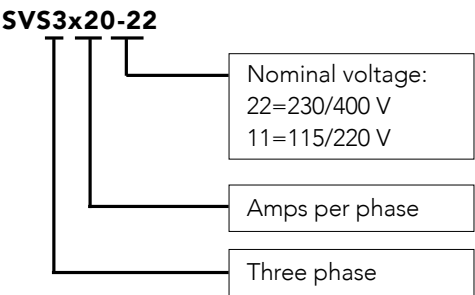
- 1. AVS™ function (refer to page 4 for detailed description).
- 2. TIMESAVE™ function (refer to page 4 for detailed description).

## SVS THREE PHASE SPECIFICATIONS

MODEL	Amps	kVA@230 V/400	Weight	Dims
SVS3x35-22	3x35	24.2	110	550 x 600 x 750
SVS3x45-22	3x45	31	110	550 x 600 x 750
SVS3x75-22	3x75	51.7	110	550 x 600 x 750

## ORDERING

The Sollatek three phase SVS range is easy to order. All units are rated by the number of Amps per phase and the input/output range. For example:



**TO CALCULATE THE VA:**  
VA = Amps x single phase voltage x 3  
i.e: 20 (Amps) x 230 (Voltage) x 3 = 13800 VA

**TO CONVERT TO kVA:**  
Divide the VA by 1000:  
i.e: 13800 ÷ 1000 = 13.8 kVA







## THREE PHASE

# SVS3x35

### Description

The SVS3x35 is a 35 Amps per phase stabiliser ideal for smaller three phase loads. All three phases are individually monitored. It has a standard input & output voltage range protection.

#### SVS3x35 Input and Output voltage response

230 V																																	
INPUT	100	105	110	115	120	125	130	135	140	145	150	155	160	165	170	175	180	185	190	195	200	205	210	215	220	225	230	235	240	245	250	255	260
OUTPUT	141	150	157	163	171	177	184	192	200	206	213	220	227	234	240	220	227	233	239	220	224	230	235	241	220	225	230	235	240	245	250	255	OFF

# SVS3x45

### Description

The SVS3x45 is a 45 Amps per phase stabiliser ideal for larger three phase loads. All three phases are individually monitored on LCD displays. The SVS3x45 has a more accurate voltage output accuracy (+/-3%), suitable for IT equipment as well as more general electrical & refrigeration equipment. The input range is +/-20% and features a wider voltage range (105 to 305 V).

#### SVS3x45 Input and Output voltage response

230 V																																									
INPUT	0-105	110	115	120	125	130	135	140	145	150	155	160	165	170	175	180	185	190	195	200	205	210	215	220	225	230	235	240	245	250	255	260	265	270	275	280	285	290	295	300	305
OUTPUT	OFF	136	143	148	154	161	167	173	179	186	192	198	204	210	216	222	230	235	230	236	230	236	230	235	230	235	229	233	233	227	232	236	230	234	227	230	235	232	243	247	OFF

# SVS3x75

### Description

The SVS3x75 is a 75 Amps per phase stabiliser ideal for large three phase loads. The unit has 2 modern displays, for input & output. All three phases are individually monitored and displayed simultaneously. It has a standard input & output voltage range protection.

#### SVS3x75 Input and Output voltage response

230 V																																	
INPUT	100	105	110	115	120	125	130	135	140	145	150	155	160	165	170	175	180	185	190	195	200	205	210	215	220	225	230	235	240	245	250	255	260
OUTPUT	141	150	157	163	171	177	184	192	200	206	213	220	227	234	240	220	227	233	239	220	224	230	235	241	220	225	230	235	240	245	250	255	OFF



# THE SVS - GENERAL SPECIFICATIONS

<b>Input/output range</b>	
Input range	-26% to +19%. Some models might differ
Output accuracy	+/-6%. Some models might differ
Frequency range	45 Hz to 75 Hz.
Regulator range @ 230 V	171-274 V $\pm 6\%$ (For input voltage beyond this range, output accuracy is $\pm 10\%$ . Refer to table below).
Regulator range @ 115 V	86 -137 V $\pm 6\%$ (For input voltage beyond this range, output accuracy is $\pm 10\%$ . Refer to table below) .
<b>General</b>	
Derating factor	10% to 15% per 10°C above 40°C.
Synchronization	Output synchronized to input.
Permissible overload	1000% for 100 ms, 150% for 4 minutes, 110% for 15 minutes.
Load types	Designed to run lighting, motors, battery chargers, communications equipment, office equipment, SMPS, air-conditioners, compressors, industrial machines, medical equipment and others. Suitable for all domestic, commercial and industrial sites.
Technology	Transformer tap switching using relay based.
Efficiency	>97% (at 100% linear load).
Control	Microcontroller based control system provides self checks, system integrity monitoring and diagnostic indicators.
Control protection	Internal surge arrestors and filters in control circuit protect against disturbances. Filtering algorithms and fault tolerant software protect against disturbances and false measurements.
Ambient temperature range	0 to +55°C.
Relative humidity	>95%, non condensing.
Acoustic noise	< 45 dB (A).
Expected service life	> 10 years.
Standards	Manufactured to comply with :- ISO9001:2000, CE, EN 50081-1:1992, EN 50082-1:1998, EN 55022:1998, EN 61000-4-2:1995/1998, EN 61000-4-3:1996, EN 61000-4-4:1995, EN 61000-4-5:1995, EN 61000-4-6:1996, EN 61000-4-11:1994, DD ENV 50204, BS EN 61558-1, EN 60065, EN 60555.
Correction speed	750 Volts per second.
Response	Within 0.1 second.
kVA rating	The Sollatek SVS range is wide and covers units from 480 VA to 18 kVA in single phase and 13 kVA to 52 kVA in three phase.
Wait time on start up	Standard delay is 10 seconds. For refrigeration equipment: three mins delay (available on certain models only).
Efficiency	88% at 25% load, 94% at 50% load, 96% at 75% load, 97% at 100% load.
Power factors	Unaffected by load power factor.
AVS™ function	Automatic voltage switcher: output is switched off to protect device against over and under voltage (available on certain models only).
TimeSave™ function	Reduced startup delay if unit was off for more than the standard delay period to 10 seconds. Available on models with AVS function.

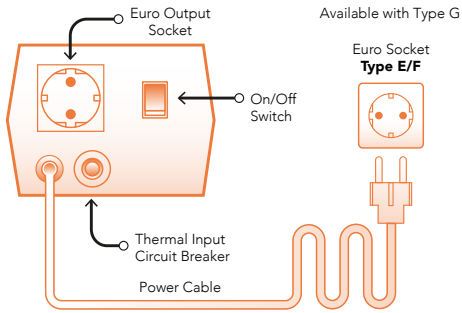
## INPUT AND OUTPUT VOLTAGE RESPONSE FOR STANDARD MODELS

230 V																				
INPUT	0-144	145	155	165	175	185	195	205	210	215	225	235	240	245	255	265	275	285	290	291
OUTPUT	OFF	182	196	208	221	233	221	232	237	215	225	235	240	218	228	237	248	255	259	OFF
115 V																				
INPUT	0-72	73	78	83	88	93	98	103	105	108	113	118	120	123	128	133	138	143	145	146
OUTPUT	OFF	91	98	104	111	117	111	116	119	108	113	118	120	109	114	119	124	128	130	OFF

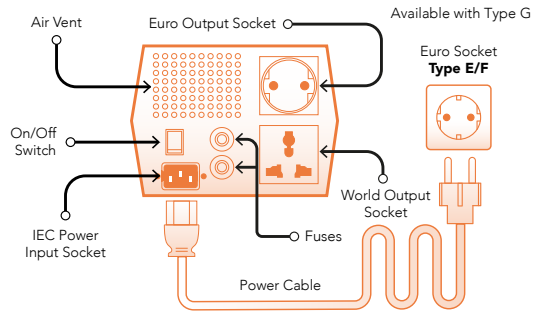


## REAR PANELS

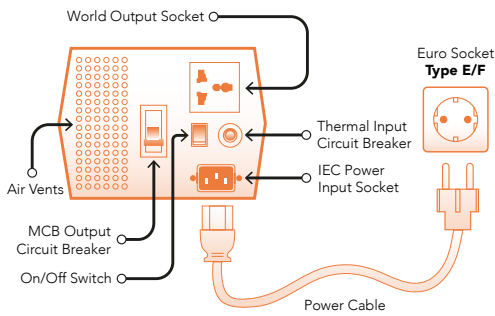
### SVS02-04



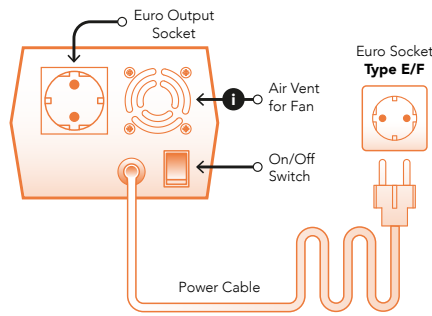
### SVS04-22E



### SVS04-22E5



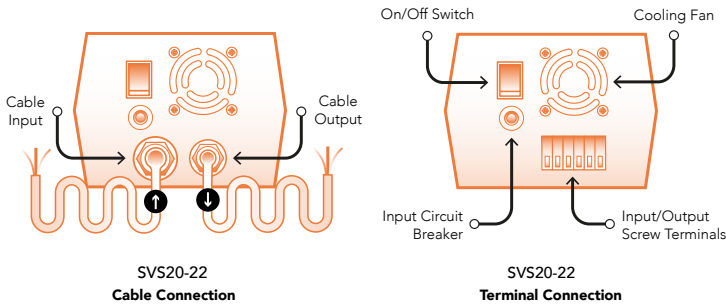
### SVS08-12B-15-16



Socket and Plug types available for:  
SVS08 - Type E/F & G  
SVS12B - Type G, no plug attachment  
SVS15 - Type M & B  
SVS16 - Type E/F

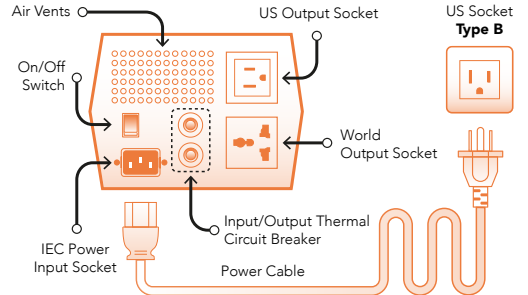
**i** SVS08 & SVS12B  
Vent only  
SVS15 & SVS16  
Vent and Fan

### SVS20-22



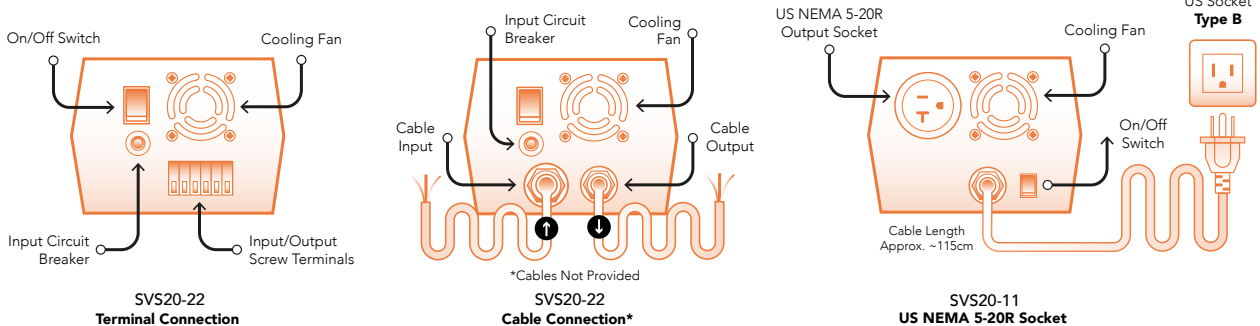
**+** The SVS20-22 is available with two alternative rear panels allowing for a terminal or cable connection as shown.

### SVS08-11



**+** Supplied with US Socket (Type B).

### SVS20-11 & SVS20-22



**+** The SVS20-22 is available with two alternative rear panels allowing for a terminal or cable connection as shown, SVS20-11 available with US NEMA 5-20R Socket only.

## SOCKET AVAILABILITY



Type B



Type C



Type D




Type G



Type H



Type M



**+**

Alternative plug types available: Type B, C, D, G, H and M Other plug types not listed available upon request.



## SOLLATEK'S EXPERTISE EXTENDS WORLDWIDE THROUGH LOCAL NETWORKS



**HEAD OFFICE:** SOLLATEK UK

**MANUFACTURING FACILITIES:** UK, EGYPT, THAILAND, CHINA.

**LOCAL SOLLATEK COMPANIES:** USA, MEXICO, TURKEY, EGYPT, NIGERIA, GHANA, KENYA, SOUTH AFRICA, INDIA.

**STOCKISTS & DISTRIBUTORS IN OVER 60 COUNTRIES INCLUDING:** GREECE, CYPRUS, POLAND, JORDAN, SAUDI ARABIA, ZAMBIA, MALAWI, UGANDA, TANZANIA, IVORY COAST, AUSTRALIA.



## GLOBAL AND LOCAL

Established for over 40 years in the United Kingdom, Sollatek is a manufacturer of innovative products in power control, energy saving, temperature control and solar energy.

Operating from 12 countries and a global distribution network in 60 more. Sollatek has grown to become a household name, particularly in harsh and demanding environments where reliability and affordability are essential to everyday life.

The Sollatek voltage protection product range now includes full lines of voltage switchers, stabilisers, conditioners and uninterruptible power supplies (UPS). So whether the need is to control the quality or continuity of electrical supply, Sollatek is sure to have a solution.

### **Sollatek (UK) Limited.**

Tel: +44 (1753) 214 500

[sales@sollatek.com](mailto:sales@sollatek.com)

[www.sollatek.com](http://www.sollatek.com)

### **Sollatek House**

Waterside Drive,  
Langley, Slough  
SL3 6EZ,  
United Kingdom

### **ISO9001: 2015 accredited company**

All weights and dimensions are approximate. Specifications are subject to change without prior notice. ©Sollatek (UK) Limited 2024. All Rights Reserved. SOLLATEK and the SOLLATEK device are the trade marks of the Sollatek group of companies.

